

# APEX

MATERIAL HANDLING EQUIPMENTS



## WIRE MESH TROLLEY

### USEFUL FOR

Food

Pharma

Plastic

Hotel

Hospital

Electronic

Engineering

Warehouses

## INDUSTRIES



### Strong & Smart

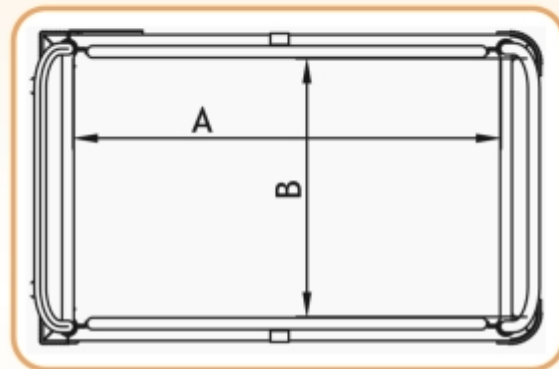
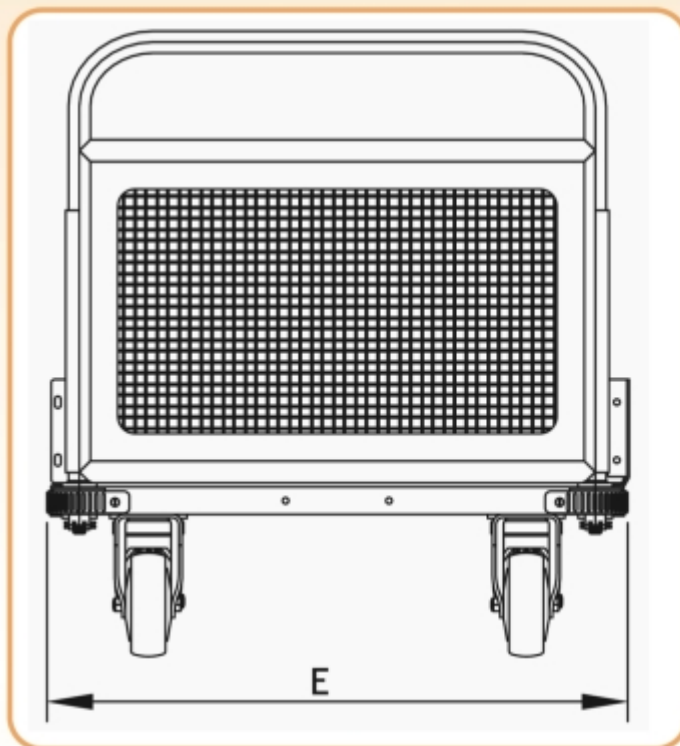
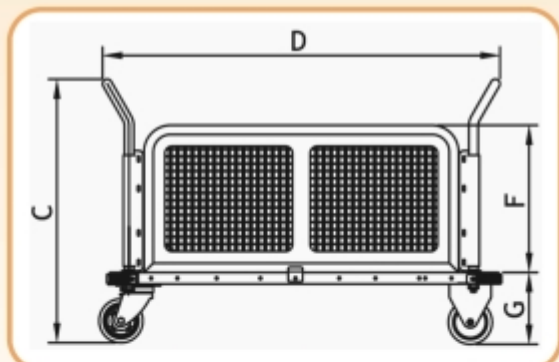
Apex wire mesh trolley is built with smart body and smartly designed to look attractive.

### Smooth Operation

These trolley are designed to offer a very smooth and easy operation to the user.

### Openable side frame

In this trolley we can easily open side frame for maintenance or transport purposes



A. All dimensions in mm.

B. Design & Specifications are subject to change without prior notice.

### TECHNICAL SPECIFICATIONS

CODE	A	B	C	D	E	F	G	WHEEL SIZE	WHEELS OPTION	WEIGHT	LOAD CAPACITY	COLOUR
PT2/H2/SF/PU	810	530	900	915	630	555	180	125X32	2 Swivel & 2 Fixed with Polyurethane Wheel	40 kg	400 kg	orange
PT2/H2/SF/NY	810	530	900	915	630	555	180	125X32	2 Swivel & 2 Fixed with Nylon Wheel	40 kg	400 kg	orange
PT3/H2/SF/PU	1155	715	930	1350	840	500	225	150X50	2 Swivel & 2 Fixed with Polyurethane Wheel	88 kg	650 kg	orange
PT3/H2/SF/NY	1155	715	930	1350	840	500	225	150X50	2 Swivel & 2 Fixed with Nylon Wheel	88 kg	650 kg	orange

Authorized Dealer



Manufactured By : Bharat Industrial Corporation Pvt. Ltd.

[www.apex.ooo](http://www.apex.ooo)